



INSTANT SHADE
UMBRELLAS



Aurora V2

Cantilever Umbrella



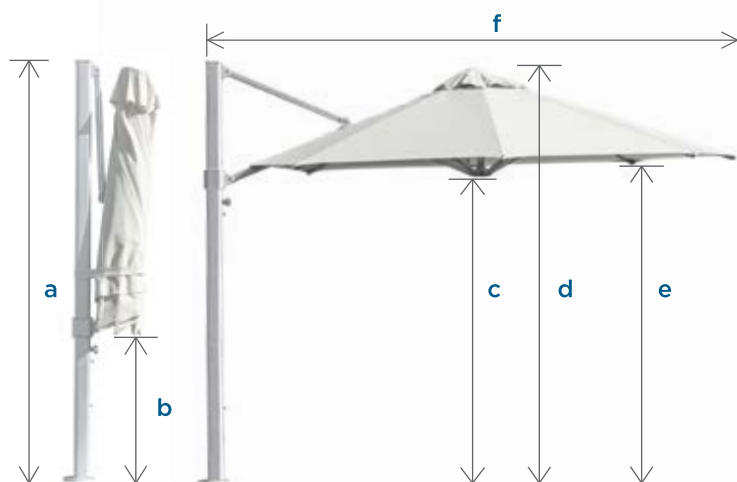
instantshadeumbrellas.com.au

Find out more >



Aurora V2

Cantilever Umbrella



Dimensions

*All measurements are rounded and are subject to change.



2.8m sq



3.5m oct

Dimensions of closed umbrella

a: Mast height (cm)	282	282
b: Distance from arms to ground (cm)	76	100
Weight of umbrella when folded (kg)	27	27

Dimensions of open umbrella

c: Height to canopy hub (cm)	210	200
d: Total height to top of canopy (cm)	274	264
e: Height to edge of canopy (cm)	215	210
f: Distance back of mast to front of canopy (cm)	310	360
Width of canopy (cm)	280	350
Canopy shade area	7.8m ²	8.6m ²

Packaging Dimensions

Dimensions of cardboard packaging (cm)	297x51x31	297x51x31
Weight of umbrella when packaged with spigot	60kg	60kg

Wind guidance

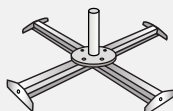
Installed wind rating (km/h)	50	50
Freestanding base rating (km/h)	30	30

**Wind speeds are provided as a guide only. Refer to our website and Product Owner Manual provided with the umbrella for more information. The product warranty does not cover wind damage regardless of wind speed.

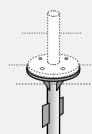
Base and Installation Options



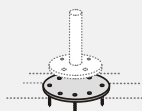
Spigot included for direct fixing to concrete



Cross Base




In Ground Fitting set in a concrete footing



Base Plate 315mm to bolt to timber decking

Standard colours


Canopies are made of water repellent and UV-resistant 100% Solution Dyed Olefin Canvas (2 year warranty against fading).



Smoked Tweed



Slate



Natural

Premium 100% Solution Dyed Acrylic Canvas (10 year warranty against fading) available to order, surcharge applies.

*Fabric colours may vary slightly from printed swatches shown above.

Frames

Frames are made of Marine Grade Anodised Aluminium with a 3 year warranty against mechanical defects.



Bi-directional winder handle



Infinity tilt system



Easy-glide slider car



Strengthened rib profile